

**STAHL**  
WÄSCHEREIMASCHINEN



MC 330

# FLATWORK IRONER

## M 210 - MR 330

The compact  
specialists for a  
professional finish



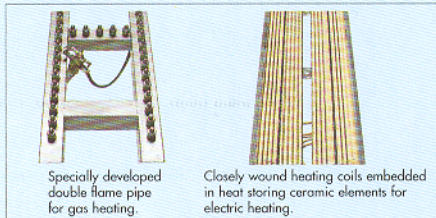
## M 330

### The top of the compact class

#### STAHL grey cast iron chest

The key component, incidentally giving the chest flatwork ironer its name is the chest. Made out of fine grained grey cast iron it perfectly maintains its rigid form even under extreme temperature variations. This distinguishes the material from other metals. In addition this material guarantees first rate heat storage and even heat transfer resulting in high efficiency despite a lower energy consumption which all go to give that perfect finish.

The chests of the M 330 models are heated by gas or electricity.



#### Roll

The roll is beared on both sides to ensure accurate parallel guiding with an even ironing pressure. The roll is steel tubing with a diagonal pattern of holes, each roll being fitted with an absorbent and elastic wrapping. Raising and lowering of the roll and adjustment of ironing pressure are all electromechanically actuated.

#### Extraction

The extraction system with its suction fan is compactly housed in the left support column. An even suction over the entire roll width is achieved thanks to the specially designed suction shaft.

#### Drive system

The drive motor with an electrically operated infinitely variable speed is positioned directly on the roll. This ensures that the drive units of STAHL-ironers are entirely maintenance free. Oil changes, greasing points, chains and drive belts are a thing of the past.

### Ironing pressure is important

The essential criteria for the finish quality is an ironing pressure set as high as possible working on the linen as it passes through the machine. The resulting noble lustre of the ironed linen can only be achieved via the

chest ironer principle of construction while at the same time the troublesome imprints caused by conveyor belts are eliminated. On account of this quality criteria we refer to the "ironing path" which the linen travels through

as opposed to its contact surface as it passes through the machine. The ironing pressure which gives the linen its fineness is optimally set on the STAHL ironers.



M 330



## MC 330

### The model designed to improve comfort and reduce costs


The MC 330 is a very comfortable model representing a successful connection of improved working conditions, a marked increase in performance and simultaneous energy saving.

The linen is fed into this model on non-slip feeder belts, preventing the linen from slipping and clearly reducing the time spent adjusting during feeding. This results in an increase of performance as the process of taking the next piece of linen has been speeded up.

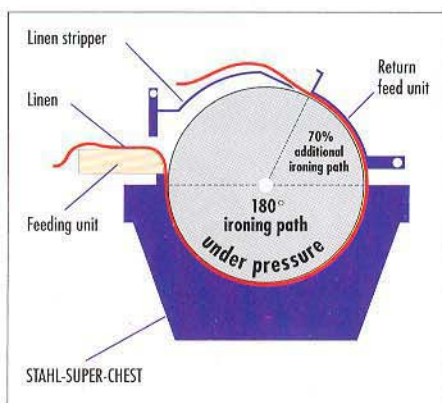
The self-tensioning drive gear is easily accessible. The three phase a. c. gear motor mounted on the belt roll is incorporated in the

electronic control system ensuring, through synchronised operation, an even maintained

ironing speed. The linen stripper made from high-quality steel gently separates the linen



## MR 330 - the model with a return feed unit



In order to afford today's rising costs, models from the STAHL-ironer range have been developed with a linen return unit which do not need a rack on the return side. The MR 330 has a front-to-back size of only 91 cm and can save space by being placed next to a wall as the linen is fed and returned from the front. This means that this model only needs one person to operate it bringing

yet more attractive cost advantages.

In addition to the aforementioned product advantages, such as the grey cast iron chest or the maintenance free drive, the machines come with further additional features. With the return unit the "ironing path" is even longer, which in turn increases efficiency by approx. 20%.

During the machines' development, care has been taken to ensure easy operating. After only a short introduction to the system you can leave semi-skilled personnel to operate the ironer. This increases flexibility and efficiency, likewise the employment of staff which although available cannot be offered a permanent full-time job. This situation can appear in hotels for example.

### Ergonomic work

The ergonomic idea which was incorporated during the machine's development is greatly valued by the operators. The return unit of the ironer was conceived so that the linen can be easily collected after the ironing function thus eliminating the otherwise painstakingly stooping action.



The MR 330 being presented at a trade fair



from the roll and guides it on without unwanted imprints. The models with C in their name which stands for "comfort" are fitted



The MC 330 is an example of good industrial design.

with a thermal insulated metal hood. This denotes that the otherwise radiated heat stays trapped in the ironer and as a result allowing sizeable energy savings to be made. An additional advantage for the operator is a reduced ambient temperature.

#### Reliable customer service

Should you ever require our technical customer service we are only a phone call away – quickly arriving on site, providing a thorough service which is also good value for money. At the same time we have designed the machines as such to allow maintenance or small repairs to be carried out by you, if you do so require.

#### Made by STAHL

We are a company with a history that dates back, already in production of the fourth generation of laundry machines. A highly efficient, competent family business with definite principles. Quality comes first, followed closely by innovation and the demand for economically and technically developed products. In upholding this policy, we are supported by dedicated staff. Made by STAHL naturally implies Made in Germany. Our commitment to quality naturally incorporates the protection of the environment. We guarantee both the separation of materials and the use of ecologically sound production methods. In conjunction to this,

paint has been sacrificed in favour of powder coating, which has the advantage of offering a larger stress tolerance. Our most valuable contribution to environmental protection is the long life span of our products.



»Really quite easy – so much comfort«



## Technical data

	M 210		M/MC/MR 330		
	210	210	300	300	300
Roll Ø (mm)	210	210	300	300	300
Roll width (mm)	1000	1400	1650	1750	2000
Drying performance <sup>1)</sup> Gas heating (kg/h) approx.	18	26	33	36	39
Drying performance <sup>1)</sup> Electric heating (kg/h) approx.	16	24	30	33	37
Ironing speed, infinitely variable (m/min)	1-2,5	1-2,5	1-6	1-6	1-6
<b>Dimensions (mm)</b>					
Height	1000	1000	1100	1100	1100
Width	1380	1780	2200	2300	2550
Front-to-back size with rack	1100	1100	1340	1340	1340
Front-to-back size <sup>feedback model</sup>	800	800	910	910	910
Weight (kg)	200	240	740	750	900
<b>Facilities</b>					
Natural/propane gas (R)	3/4"	3/4"	3/4"	3/4"	3/4"
Ventilating outlets (Ø mm)	-	-	60	60	60
<b>Connection data</b>					
Electric heating (kW)	4,2	6,3	10,5	10,5/16	10,5/16
Nominal heat. capacity (kW)	6	8	12	14	16
Amount of air extracted, 1 mbar (m <sup>3</sup> /min) approx.	-	-	3,5	3,5	3,5
Motors (W)	120	120	420	420	420

<sup>1)</sup> Test material: Cotton 150g/m<sup>2</sup>, residual humidity 20-25%.

The performance and the energy consumption of the machines are dependent on the residual humidity, type of textile, temperature, roll pressure, condition of the padding and the skill of the operators.





## M 210

### The starter model with a quality finish

**STAHL**  
WÄSCHEREIMASCHINEN

The M 210 as a starter model allows for the professional technology of STAHL ironers to be experienced, the tried and tested grey iron chest is incorporated to achieve the perfect finish to the linen. The rolls are lowered and raised manually (if required electromechanically). The electronically operated infinitely variable speed drive system is placed directly on the roll. Chains and drive belts are a thing of the past resulting in the advantage of the drive being completely maintenance free. The linen is fed over a rigid input rack above the laundry case. A wider collapsible "Resopal" table is supported by a strengthened console serving as an ergonomic work surface or as a rack.



**Professional ironing  
technology begins with the M 210**

We reserve the rights to technical alterations. Some illustrations show additional extras.

## Your needs are growing? We will stay your partner.

If you want to expand your business and need an even greater powered flatwork ironer our product range is so extensive that you are ensured of a machine to suit your needs. Flatwork ironers with a roll diameter of 40, 50, 60, 80 and 120 cm are deliverable, in addition to input and folding machines.

You can choose a working width between 175 cm and 300 cm. Our wide spectrum of ever increasing range of laundry machines allows you to ideally equip your entire laundry, considering the best conditions.

As always, something never changes: Whether you install a STAHL washing

machine, dryer or ironer etc. quality and reliability always come first.



**M 500**



**M 800  
with DOMESTIC**



**M 1200**